

UNIVERSITÀ
DEGLI STUDI
DI PADOVA

How to Graduate

Global Engagement Office
International Desk @ DICEA

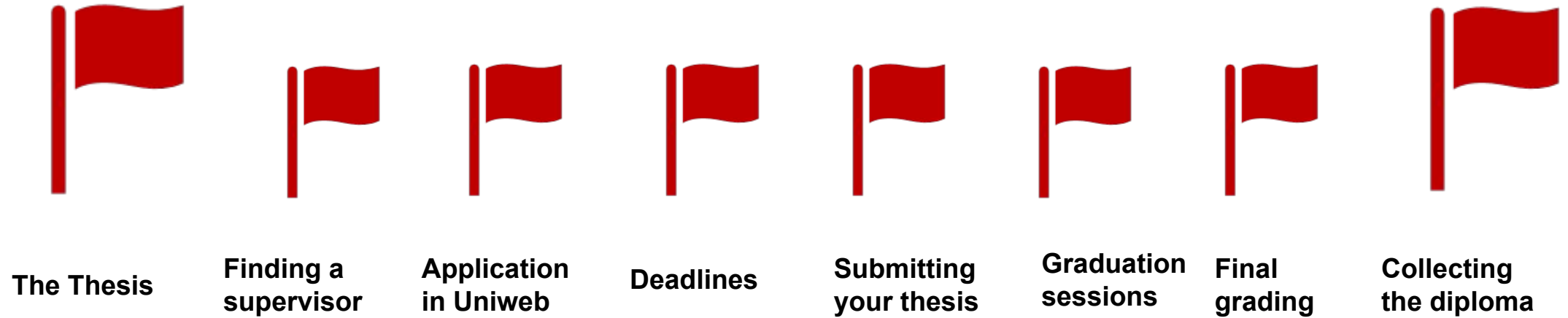


1. Introduction
2. How to find a supervisor - slides 4-8
3. How to apply in UNIWEB - slides 9-25
4. Deadlines - slides 26-27
5. Thesis submission - slides 28-32
6. Thesis practicalities - slide 33
7. Graduation sessions - slides 34-36
8. Final graduation grade - slides 35-43
9. Graduation diploma - slides 44-47





The road to graduation





The final examination: the thesis

At the end of your studies, you must sit a **final examination**.

The final examination consists in an original student **thesis work** written under the guidance of a **supervisor**.

You will have then to submit your thesis and defend it to the Degree Commission in the Final Dissertation.



The thesis concerns a project, a **bibliographic research or experimental activity** in which the graduating student shall demonstrate mastery of the topics covered, ability to work independently, attitude for synthesis and communication skills.



You can check the credits (CFU/ECTS) assigned to the final examination in the Study programme of your degree.



Let's find a supervisor

The **supervisor** is the person who will oversee the progress of your thesis: he or she must be a professor of the University.



Get information on the research topics of the professors of the School of Engineering or of your degree programme so that you will know more about the research they could be involved in



Once you have gathered information on the research topics of your interest get in contact soon to verify the **availability** of the professor you would like to write your thesis with.




Please keep in mind that each professor can supervise a maximum number of students.



Let's find a supervisor

To see the thesis topics currently proposed by your professors, you can consult the dedicated [Thesis Proposals page](#) on STEM (update in progress).

To get information on the research topics of the professors, you can start by consulting their **personal page** in the Syllabus.


-  Access the [Syllabus](#) of your degree programme
-  Scroll down on the page to see the courses
-  Click on the name of the professor on the right (“Teacher in charge” section) to visit the personal page of the professor

In the personal profile of the professor, you can find their CV, **research fields** and even **thesis topics** you can apply for!



Let's find a supervisor

TIP: to get in touch with the professors
you can send them an e-mail
and/or go to their **office hours!**



These are hours scheduled outside of class to meet with students
On the syllabus, which you can find on didattica.unipd,
each professor publishes schedules and modality of their office hours.



EXTRA TIP: Remember to start working on your thesis and looking for a supervisor in advance with regard to the time you are planning to graduate.
It is a long and complex work that takes time!

As a rule of thumb, you should start contacting potential advisors 9-10 months before the desired graduation period or when 2 or 3 exams remain to be taken.



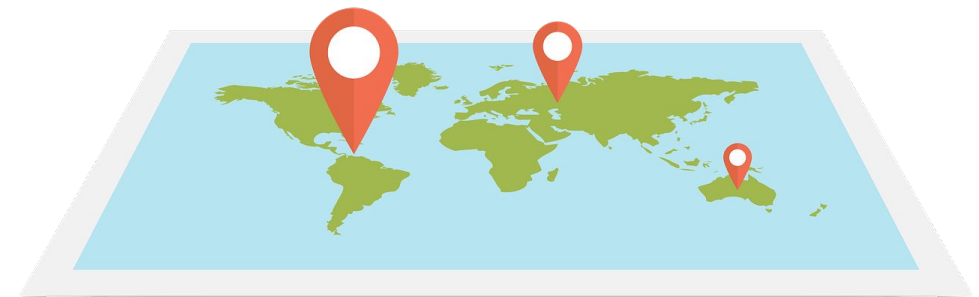
Let's find a supervisor

What if...

... I want to work on my thesis abroad?

The first step is always to contact the professor with whom you would like to work on your thesis. To do your **research abroad**, you can apply for the **Erasmus +** programme. You will then need to find a faculty member at the foreign university who will be your **co-supervisor** during your studies abroad.

Consult the dedicated [Erasmus+ page](#) for further information.





Let's find a supervisor

What if...


... I want to work on my thesis in a company?



It is possible to work on your thesis while doing an **internship in a company**. The first step is always to **contact the professor** with whom you would like to work on your thesis.

The office responsible for internship procedures is the [Career Service](#). It can offer support and guidance during the search for internship opportunities.

Once you have obtained an internship opportunity in a company, you must activate **the internship agreement** with the University before starting your internship. There are specific procedures for [internships in Italy](#) and for [internships abroad](#). For further information, see the dedicated [Internships page](#).



How to apply in Uniweb

In order to graduate you must **register for graduation on Uniweb** by the deadline set for each graduation period.

Before registering for graduation, review the available graduation periods online:

<https://www.unipd.it/en/graduation>

Keep in mind to check the [deadlines](#) of your School!

You must follow the **registration procedure** which is available in the section '*Diploma attainment*' on Uniweb.



Don't miss the deadline

Each academic year, the University establishes **four** graduation periods.

	1st period 5 Feb 2024 - 30 Apr 2024	2nd period 3 Jun 2024 - 20 Jul 2024	3rd period A 2 Sep 2024 - 26 Oct 2024	3rd period B 28 Oct 2024 - 14 Dec 2024
Application in Uniweb	6 Nov 2023 - 11 Jan 2024	26 Feb 2024 - 7 May 2024	3 Jun 2024 - 16 Jul 2024	19 Aug 2024 - 8 Oct 2024

Note: *third period A and third period B* are two different periods and therefore require two different applications to graduate.

Always check for updated information regarding exact dates. You can find the deadlines published [here](#).





How to apply in Uniweb

The procedure is broken down into the following steps:

1. insert your dissertation information: title, title in English, keywords and supervisor

Note: if your dissertation is written in English you must insert the same title twice, both in the field 'dissertation title' and in the field 'dissertation title in English'

2. fill in the [Almalaurea questionnaire](#)

3. approval of the dissertation title by the supervisor

4. registering for graduation upon choosing when to graduate



How to apply in Uniweb

- Only at this point your application is **correctly submitted** and you will find the **payment slip of € 16.00** in the section '*Contributions*' on Uniweb
- Should you need to change your dissertation information, your supervisor or the graduation session, you can find the instructions [here](#) under the section '*How to change your application*'

In the following slides, we will show you the procedure on how to register on Uniweb.



How to apply in Uniweb

First, you log into your [Uniweb account](#):

The screenshot shows the Uniweb website interface. At the top, there is a navigation bar with the university logo and the text 'Uniweb'. Below this, there is a main content area with several sections: 'AVVISI', 'Sospensione del sistema UNIWEB Mercoledì 22/11/2023', 'Scarica subito l'app OrariUniPD!', and 'Biblioteca digitale'. On the right side, there is a dark navigation menu with options like 'Area riservata', 'Registrazione', 'Login', 'Gestione username/password', 'Offerta formativa', 'Bacheca esami', and 'Area Aziende'. The 'Login' option is circled in red.



The screenshot shows the Uniweb mobile app interface. At the top, there is a navigation bar with the text 'ita eng'. Below this, there is a main content area with several sections: 'Name Lastname', 'My personal area', 'Logout', 'Change Password', 'Home', 'Certificazione Unica', 'Right to university studies, disability disclosure, summer courses', 'Course Registration', 'Diploma attainment', 'Tirocini e stage', 'Apply as an exchange student', 'Iniziative', 'International mobility', 'Questionnaires', and 'Elezioni Studentesche'. The 'Diploma attainment' option is circled in red.

Once logged in, open the menu and click on “**Diploma Attainment**”:



How to apply in Uniweb

Once you are in the Diploma attainment section, you will find the following overview:

The screenshot shows the Uniweb interface for the graduation application dashboard. At the top, there is a navigation bar with the University of Padua logo, the text 'UNIVERSITÀ DEGLI STUDI DI PADOVA', the 'Uniweb' logo, and a 'MENU' button. Below the navigation bar, the page title is 'Graduation application dashboard'. A message asks the user to select their next step and includes a 'WARNING' about updating contact details. A 'Student' section contains input fields for 'First name', 'Family name', 'Student identification number', and 'Course'. At the bottom, there are two buttons: 'Add thesis title' (circled in red) and 'Registration on Alma Laurea'. A status message at the bottom indicates that no graduation application or thesis title has been submitted.

In order to proceed you will have to click on the button on the left, to start inserting your thesis data.



How to apply in Uniweb

In the form on the right, you will have to fill in the **relevant information for your thesis**:

- thesis title in original and English
- abstract
- keywords
- consent to access your thesis in the thesis archive

The screenshot shows a web form for adding thesis information. At the top, there are navigation tabs labeled 'A', '1', '2', 'B', and '1'. The main heading is 'Add your thesis title'. Below it, a sub-heading reads 'Please enter the information on your thesis title'. The form contains several input fields: 'Thesis title' (with a note 'Text length cannot be more than 4000 characters long'), 'Thesis title in English' (also with a 4000-character limit note), 'Type of thesis*' (with 'Written work' selected), 'Academic activity' (with '-' selected), 'Key word 1*' through 'Key word 5*' (all empty), and 'Level of access to the thesis*' (with '-' selected). At the bottom, there are 'Back' and 'Next' buttons.



You will have to add **your thesis supervisor** as well.

☰ A 1 2 B 1

List of supervisors

Please review supervisors listed for your thesis


List of types of supervisors available

Type of supervisor	Min	Max	Options
Supervisor	1	1	Add
Assistant supervisor	0	1	Add

i No supervisor associated to your thesis

[Back](#)

Once you have entered the name of your supervisor, you can continue with the procedure.



How to apply in Uniweb

Type in your supervisor's name in order to add them.

Search for supervisor

Please enter the information to search for a supervisor

Search for a supervisor

Last/Family Name

Back Next



How to apply in Uniweb

Once you submitted your thesis information, your **supervisor will have to approve it**. He or she will receive a notification from the system. Continue by confirming your thesis information.

Confirm Thesis information

Please review your thesis information

Thesis information

Thesis type

Thesis title

Thesis title in English

Keywords

Thesis availability

List of your thesis supervisors

Supervisor	Supervisor type	University teacher/External staff
	Supervisor	University teacher
	Assistant supervisor	University teacher

Back Submit thesis information

Important!

Do not wait until the last minute to submit your thesis title: your supervisor will have to approve it and it might take a few days!



How to apply in Uniweb

After submission, you will see your thesis summary:

! Please note that you can still modify the information at this point! !

» » Graduation » Thesis summary

Thesis summary

Information on the thesis submitted

Student

First name
Family name
Student identification number
Course

Thesis summary

Thesis type: Written work
Submitted on
Thesis title
Thesis title in English
Thesis status: Submitted
Alma Laurea keywords
Thesis availability

List of your thesis supervisors

Supervisor	Type of supervisor	University teacher/External staff
BC	Supervisor	University teacher
RU	Assistant supervisor	University teacher

[Back to graduation dashboard](#) [Edit thesis](#)



How to apply in Uniweb

As a next step, you will be asked to fill in the questionnaire of **Alma Laurea**.

Graduation application dashboard

Please select your next step.
WARNING
Before completing your graduation application please review and, if necessary, update your contact details and consents under HOME>MASTER DATA, in the "Personal record" page.

Student

First name	KWAD
Family name	OPOKL
Student identification number	204964
Course	BIOTECH

You have not submitted your graduation application.

Registration on Alma Laurea ←

Thesis summary

Thesis details	View thesis details
Type of thesis	Written work
Thesis title	Investi throug
Thesis academic activity	BIOTEC

List of your thesis supervisors

Supervisor	Type of supervisor
BONGHI	Supervisor
RUPERTI	Assistant supervisor

Thesis attachment missing

Please note that this is a mandatory step to finalize your registration!



How to apply in Uniweb

Once your supervisor has confirmed the thesis title, you will be able to finalize your request for graduation.

Continue the procedure to choose your graduation date and conclude the procedure.

Graduation application dashboard

Please select your next step.

WARNING
Before completing your graduation application please review and, if necessary, update your contact details and consents under HOME>MASTER DATA, in the "Personal record" page.

Student

First name
Family name
Student identification number
Course

You have not submitted your graduation application.

Add graduation application | **Registration on Alma Laurea**

Thesis summary

Thesis details [View thesis details](#)
Type of thesis: Written work
Thesis title
Thesis academic activity



You will receive a mail to your student address name.lastname@studenti.unipd.it once your Professor confirmed your thesis title.



How to apply in Uniweb

On the following page, you will be able to select the available graduation sessions “appelli” in Italian.

Once you click to proceed, you will see two questionnaires which have to fill too.

Fill in the two questionnaires:

Select your graduation session:

List of questionnaires

This page lists the questionnaires you can fill in.

<< ... 2 3 4 **B** 1 ... >>

Questionnaire	Status	Options
Adesione all'Associazione Alumni dell'Università degli Studi di Padova *	●	Fill in
Segnalazione eventuale presenza di persone con disabilità motoria alla seduta di laurea	●	Fill in

Choose graduation session and call

Please select graduation session and call.

Student

First name
 Family name
 Student identification number
 Course

Graduation session and call

Graduation call PRIMO APPELLO TERZO PERIODO A DAL 18/09/2023 AL 22/09/2023 of the session TERZO PERIODO A 2022/2023 SESSIONE AUTUNNALE from 04/09/2023 to 28/10/2023

Graduation call	Academic year	Session	Start date	Details
PRIMO APPELLO TERZO PERIODO A DAL 18/09/2023 AL 22/09/2023	2022/2023	TERZO PERIODO A 2022/2023 SESSIONE AUTUNNALE	18/09/2023	View

Graduation call SECONDO APPELLO TERZO PERIODO A DAL 09/10/2023 AL 27/10/2023 of the session TERZO PERIODO A 2022/2023 SESSIONE AUTUNNALE from 04/09/2023 to 28/10/2023

Graduation call	Academic year	Session	Start date	Details
SECONDO APPELLO TERZO PERIODO A DAL 09/10/2023 AL 27/10/2023	2022/2023	TERZO PERIODO A 2022/2023 SESSIONE AUTUNNALE	09/10/2023	View



How to apply in Uniweb

You will be asked to check again your abstract and thesis information.

The screenshot shows a web form titled "Add your thesis title". It includes several input fields: "Thesis title" (with a note "Text length cannot be more than 4000 characters long"), "Thesis title in English", "Thesis abstract*", and "Thesis abstract in English". There are also five "Key word" fields and a "Level of access to the thesis*" field. A navigation bar at the top shows a menu icon, a "C" icon, and numbered tabs 1, 2, 3, and 4.

..and to give your consent on whether your thesis can be accessed by other students via the Thesis archive of UniPD.

The screenshot shows the "Licenza Padua Thesis and Dissertation Archive" page. It contains the following text:

Padua Thesis Licence
Licenza Padua Thesis and Dissertation Archive


When selecting options "open consultation" or, if available, "restricted" (delayed publication of the full text of the thesis with immediate display of metadata), the user automatically accepts to grant the following Licence:

As copyright holder, they grant the University of Padua the irrevocable, non-exclusive rights of permanent storage and distribution in electronic-digital format of the work submitted and its metadata.

The user states:

1. to be the author of the work and holder of the related rights according to the law in force;
2. does not entail infringement of copyrights and related rights owned by third parties;
3. does not involve violations of the current legislation on the protection of personal data;
4. if sponsored or financed by third parties other than the University of Padua, any obligation foreseen by contracts or agreements with the aforementioned parties has been fulfilled.

They also certify that, to the best of their knowledge, the content of the work:



At this point, your graduation request was registered and the payment link under **“Right to university studies, disability disclosure, summer courses”** → **“Payments”** in the menu will be available.

» Fees

List of Fees


- **FEE-WAIVERS APPLICATION:** as a reminder, it is possible to obtain a recalculation of the installments by submitting the Application for Benefits each year, which authorizes the University to acquire the ISEE data directly from INPS. Within 48 hours, if the system finds a valid ISEE for university benefits made in 2022, it recalculates the amounts and applies reductions.
- **For GOING TO GRADUATE students:** students graduating in the last session of the 2021/22 academic year do not have to pay the A.A. 2022/23 installments. So you can apply to graduate for the DECEMBER session (or April of the following year for health professions) without paying the September installment. If your graduation is postponed to a session in the following academic year, you will have to pay the installments that are due in the meantime but without arrears.

Click on the bill code in the first column to see the details

Cerca

Addebiti fatturati

Invoice	Description	Expiry date	Amount	Status	Pagamento pagoPA
+ 7679899	Stud. ID2049665 - Second cycle degree - BIOTECHNOLOGIES FOR FOOD SCIENCE - Rata: Rata unica - Imposta di bollo per conseguimento titolo Year 2022/2023		16,00 €	● non pagato	ABILITATO
+ 7362442	Stud. ID2049665 - Second cycle degree - BIOTECHNOLOGIES FOR FOOD SCIENCE - Rata: 1 di 3 - Tassa di iscrizione corsi di laurea gruppo B Year 2022/2023	30/09/2022	192,00 €	● pagato confermato	
+ 7041679	Stud. ID2049665 - Second cycle degree - BIOTECHNOLOGIES FOR FOOD SCIENCE - Rata: Rata unica - Tassa di immatricolazione Year 2021/2022		189,00 €	● pagato	



How to apply in Uniweb



To be admitted to the graduation session, you must:



- have **sat and recorded all the examinations** of your study plan at least 15 days before the graduation dates;
- have **paid the tuition fees**;
- have **asked your supervisor to approve your dissertation title** and have **submitted your dissertation** in accordance with the procedure and by the set deadlines;
- have **paid the revenue stamp for graduation**, otherwise your student's records cannot be approved.



Don't miss the deadline



Keep in mind that, in order to graduate, you must sit and record all examinations before a specific deadline.

You can find this specific deadline [on this page](#). From the top-right corner of the page, select “Primo periodo” or “Secondo periodo”, according to the period in which you want to graduate. Then select the School of Engineering.



The final step is the **submission of your thesis** (exclusively in digital format).
It must be uploaded in UNIWEB **within 3 working days before its defense**

Navigation icons: Home, Back, Forward, Refresh, Print, Close

Diploma attainment confirmation
Please check the diploma attainment information you entered.

Student

First name _____
Family name _____
Student identification number _____
Course _____

Session/Term

Academic year 2022/2023
Diploma attainment session TERZO PERIODO A 2022/2023 SESSIONE AUTUNNALE
Starting date of diploma attainment term 18/09/2023
Diploma attainment term PRIMO APPELLO TERZO PERIODO A DAL 18/09/2023 AL 22/09/2023
Term details [View term details](#)

Thesis information

Type of thesis Written work
Thesis title _____
English title _____
Abstract della tesi _____

Abstract della tesi in inglese _____

Parole chiave AlmaLaurea Kiwifruit, postharvest, firmness, ripening, chilling injury
Modalità di consultazione della tesi _____
Attività di didattica di tesi BIOTECHNOLOGY FOR CROP PRODUCTION

List of supervisors associated to the thesis

Supervisor	Type of supervisor	University teacher/Non-academic person
	Supervisor	University teacher
	Assistant supervisor	University teacher

Navigation: [Back](#) [Complete diploma attainment application](#)





In order to upload your thesis in Uniweb, you will be required to **proceed to complete your thesis information.**

Click on the corresponding button to begin the process of uploading your thesis.

Graduation application dashboard

Please select your next step.
WARNING
Before completing your graduation application please review and, if necessary, update your contact details and consents under HOME>MASTER DATA, in the "Personal record" page.

Student

First name	
Family name	
Student identification number	
Course	

[Registration on Alma Laurea](#)

Graduation application summary

Graduation session/call details	View graduation session and call details.
Status of your application	Submitted
Session	2° PERIODO 2022/2023
Graduation call	APPELLO UNICO DAL 13/07/2023 AL 17/07/2023
Graduation call start date	13/07/2023

[Edit application](#) [Cancel application](#)

Thesis summary

Thesis details	View thesis details.
Type of thesis	Elaborato scritto
Thesis title	thesis title

[Proceed to complete your thesis information](#)

List of your thesis supervisors

Supervisor	Type of supervisor
	Supervisor

Thesis attachment missing



Thesis submission

Click on “**Upload thesis**”.

You will find again the information you provided for your application to graduate:

- thesis title
- keywords

These fields cannot be edited.

You can still edit the following fields:

- **Abstract (compulsory)**
- **Abstract in English (optional)**
- **Thesis availability**

Upload thesis

Through the following pages you can upload your Thesis

The University of Padua processes the personal data of the data subjects in accordance with the principles of fairness, lawfulness, transparency and data minimization, for the protection of confidentiality and all the rights of the data subjects, in compliance with Regulation available at the following link: <https://www.unipd.it/en/privacy>

Activity	Section	Status
A - Completamento informazioni tesi		
	Inserimento informazioni completamento tesi	
	Inserimento licenza Tesi	
B - Inserimento allegato definitivo per la tesi di laurea	Riepilogo completamento informazioni tesi	
	Gestione allegati Tesi	
C - Conferma finale di inserimento informazioni tesi		
	Conferma	

Legend:

- Information
- Open or in progress section
- Locked section. It will be enabled once the previous sections are completed
- Section completed successfully

Upload thesis ←



Thesis submission

Final thesis attachment

Please check the final attachment added for your thesis. Attachment size cannot be over 40 megabytes and must be in PDF/A format.

Uploaded attachments

No attachments uploaded

Add a new attachment

Back

Click on “Add a new attachment” to open a new screen. Then select your thesis. The thesis must be uploaded in PDFa format. Follow [this guide](#) to correctly format your thesis.

Statement on final thesis attachment

Please enter the information on the final thesis attachment

Attachment name: * Surname Name

Supported file extensions: PDF/Apdf. I file pdf devono essere conformi alla specifica PDF/A

Attachment: * **+ Seleziona file**

Surname_Name.pdf

Confirm final version of your thesis I hereby confirm this is the final version of my thesis

Warning! Once you confirm the final attachment version, you won't be allowed to modify it anymore

Back **Next**

The “Attachment name” field should be completed as follows: Surname_Name.

Once you have uploaded your thesis, you will no longer be able to edit it and the status “Submitted” will appear on your dashboard.



Thesis submission

Graduation application dashboard

Please select your next step.
WARNING
Before completing your graduation application please review and, if necessary, update your contact details and consents under HOME>MASTER DATA, in the "Personal record" page.

Student

First name	XXXX
Family name	XXXX
Student identification number	XXXX
Course	XXXX

Registration on Alma Laurea

Graduation application summary

Graduation session/call details	View graduation session and call details
Status of your application	Submitted
Session	2° PERIODO 2022/2023
Graduation call	APPELLO UNICO DAL 13/07/2023 AL 17/07/2023
Graduation call start date	13/07/2023

Edit application Cancel application

Thesis summary

Thesis details	View thesis details
Type of thesis	written work
Thesis title	thesis title

Repeat process to complete thesis information

List of your thesis supervisors

Supervisor	Type of supervisor
XXXXXXXXXX	Supervisor

List of thesis attachments

Title	Final title	Status
Surname Name	Yes	Approved

At this point, **your supervisor has to approve** your thesis upload. Keep in mind that this might take some time, so do not wait until the last day to submit your thesis.

The decision will be displayed on your Graduation application dashboard.

Once the status is “Approved”, you have completed the procedure.

The step-by-step procedure on how to upload your graduation work on Uniweb is available at this [page](#).




Thesis guidelines and cover page

There are no specific formatting requirements set by the Department: you can consult your supervisor for further information.

The **cover page** template is available at [this page](#). You can find the template at the bottom of the page: “Frontespizio tesi MAGISTRALE”.





The final countdown: Graduation sessions

The graduation session is the last step for graduating.



The discussion of the thesis and the final ceremony take place **on the same day**.

➔ During the discussion of the thesis, you will **present the thesis** to the Committee including the supervisor, co-supervisor and other professors, and you will **receive a grade for it**.

➔ During the final ceremony you **will receive your diploma and final grade**.



The specific **dates** for each graduation session are published [here](#).

Select “**Graduations Master’s degree in Water and Geological Risk Engineering**” to access the pdf document.





The final exam is considered passed when the candidate has obtained a grade of at least 66/110.

The final Italian graduation grade is expressed in one-hundred-and tenths. The highest grade is 110/110 and it can be attributed **with honour** (“lode”).

The final graduation grade is obtained as follows: the average of the exams is the ‘starting point’ to which the points for the degree are added:

Average of the exams (‘starting point’) + ‘degree points’ = final graduation grade.

All information to calculate your final graduation grade are available [here](#).





The Graduation Committee will assign the final graduation grade by evaluating the following elements:

1. the **weighted average** grades obtained in the examinations listed in the study plan (“starting point”);
2. the **evaluation** obtained by the student during the **final examination**
3. the number of credits of the exams in which the student obtained a 30 with honours (**30 e lode**) grade;
4. any other **elements of merit** or demerit in the student’s career



1. The weighted average



The weighted average of the grades is calculated using the following

formula: sum of all the exam grades multiplied for the respective number of ECTS credits (CFU) / total number of ECTS credits (CFU).

The weighted average (WA) of the grades is calculated and then reported into one-hundred-and-tenths using the following formula:

$$\mathbf{WA = (\sum_i g_i c_i / \sum_i c_i) \cdot 110/30}$$

g_i = grades of the exams in the study-plan

c_i = number of credits.



2. Evaluation of the final examination

The assessment of the final examination is expressed using the following scale: “Sufficient”, “fair”, “good”, “excellent” and is based on the following elements:



- the level of originality displayed in the work done and the results obtained;
- the commitment shown by the undergraduate and the thoroughness with which the thesis was produced;
- the quality of the written thesis itself and its presentation (completeness, correctness, clarity of presentation)
- significance of the theoretical methodologies employed and/or the experimental undertaking.



2. Evaluation of the final examination

According to the overall assessment by the Commission, one of the following percentage increases can be applied on the weighted average grade:



Final examination evaluation	sufficient	fair	good	excellent
Percentage increase	0%	2%	4%	6%

In the event that a student has done particularly outstanding work on his/her thesis, he/she is eligible for an exceptionality procedure. See [here](#) for more information.




3. Possible attribution of a career bonus

a. Number of credits with a “30 e lode” grade



On the basis of the total number of educational credits ECTS (CFU) for which the student has obtained a grade of 30 with honours (30 e lode), the additional points (in hundredths) are awarded, according to the following table:

Number of ECTS	Points awarded
fewer than 9 educational credits	0 points
between 9 and 15 educational credits	0.5 points
more than 15 educational credits	1 point



b. Other elements of merit or demerit

The Committee may award **up to a maximum of one point** (in hundredths, and including rounding up) for participation in the TIME project or any other initiatives previously approved for the purposes of the final graduation mark.



In the event that the candidate received demerits or was subject to disciplinary measures, the mark may be reduced by up to a maximum of two points (in hundredths, and including rounding down).



Final remark: “with honour” attribution



In order to obtain a Master’s Degree “with honours” (**110 e lode**), the student must:

- receive the favourable assessment of at least 4/5 of the members of the Graduation Committee
- obtain a final grade of at least 113/110

For further details on the calculation, carefully consult [this document](#).



How to collect your diploma



The consignment of the diploma takes place on the day of your proclamation.


Diplomas are issued in **ITALIAN** and contain:

- The graduate's personal information
- Qualification obtained
- Graduation date

Graduates are also issued with the [Diploma Supplement](#), a digital informative report in two languages (English and Italian), describing the nature, the level, the context, the content, and the status of the studies carried out and successfully completed by the student, according to standards agreed by the European Commission, the Council of Europe and UNESCO.



How to replace your diploma



Replacement of the Degree Diploma

If your original parchment gets lost or destroyed, or if your personal information changes, you can apply for a replacement diploma, by proving the change in your personal information, the loss or destruction of the original. The replacement diploma complies with the layout in force at the time of application.

You can apply:

- via e-mail to: conseguimentotitolo.studenti@unipd.it
- or via registered mail to: Ufficio Carriere Studenti, Lungargine del Piovego 2/3 - 35131 Padova



Digital Certificates



Each graduate will automatically receive an email sent from the Bestr platform for the collection of the Open Badge and subsequently for the collection of the Digital Certificate.

The digital certificate will allow you to easily **share** your **educational qualification** via the main social networks and allow those who receive it to verify its authenticity automatically.

For more information:

Open Badges: <https://www.unipd.it/open-badge>

Digital Certificates: <https://www.unipd.it/certificati-digitali>



Diploma Supplement and certificates in English

Diploma Supplement

A few days after your graduation, you can find your [Diploma Supplement](#)

in your personal area in UNIWEB. It is digitally signed and only issued in digital format.




Certificates in English

You can request a **certificate of graduation** in English and/or a **certificate of graduation with transcript of records** in English by following this procedure:

<https://www.unipd.it/en/certificates>

You can request digital certificates or hard copy certificates. The issue of each document requires the payment of a 16 Euro stamp fee. You can choose to receive the documents in person or have them shipped.



UNIVERSITÀ
DEGLI STUDI
DI PADOVA

Thank You
International Desk