

1222-2022
800
ANNI



UNIVERSITÀ
DEGLI STUDI
DI PADOVA

Libera il tuo futuro
Free your future

Survival Guide for International Students

International Desks @ Unipd



Index

Index	2
Welcome!	4
Must-know	5
Start your journey at the University of Padua	6
The Academic Calendar: classes periods and exam sessions	6
Web Agenda: classes, timetables, exams calendar and classrooms	7
Where to find the lectures: building facilities	9
Online learning environment	10
Funding and fees	12
Plan your Studies:	
credits, study plan and exams	13
ECTS	13
Study plan	14
How to fill in the study plan	15
Exams and grades	17
Study support	18
During your Studies	20
Services and free time	20
Change University (transfer), degree programme, study track	22
International mobility opportunities	23
Internship	24
Obtaining your degree	25
Writing your Thesis	25
Registering for graduation	26
After your studies	27



*Aerial view of the city of **Rovigo**, where the venue of the Master's Degree Programme in Water and Geological Risk Engineering is located*



Palazzo Bo, historical headquarters of the University of Padua

Welcome!

Dear students,

Welcome to the **University of Padua**! We hope you are as excited as we are for the start of the new academic year. We also know how challenging beginnings can be: for this reason, we would like to help you to get your head around the University and the city. As the [International Desk](#) of the **Department of Civil, Environmental and Architectural Engineering (DICEA)**, we have designed a survival guide to support your first steps once you have arrived in Italy. Here you will find important information about your studies, useful contacts and some tips for a successful student career and a unique experience.

Must-know

Ciao!

Hi! Hello!

Buongiorno

Good Morning

Come stai?

How are you?

Piacere di conoscerti

Nice to meet you

Grazie

Thank you

Prego

You're welcome

Per favore

Please

Aula

Classroom

Lezione

Class

Dove sono le lezioni?

Where are the classes taking place?

Spritz

Spritz, typical alcoholic beverage

Vorrei uno spritz, per favore

I'd like a spritz, please

Start your journey at the University of Padua

The Academic Calendar: classes periods and exam sessions



Every year the activities of the University of Padua are marked by the **Academic Calendar**, which contains the deadlines and holidays of the University. The academic year begins on **October 1st** and ends on **September 30th**, and usually comprises two semesters.

Typically, schedule for degree programmes are organised in semesters:

Fall semester:

Classes: September - January

Exams: January - February

Spring semester:

Classes: March - June

Exams: June - July

Extra exam session: August - September

You can find the key academic dates for this year, including the public holidays and office closures [here](#).

Web Agenda: classes, timetables, exams calendar and classrooms

An important tool during your studies at the University of Padua is the **student's Web Agenda**.

Home page

Welcome to the student's Web Agenda of the University of Padua

Classes schedule
Consult your timetable

Exams calendar
Search for your exams

Rooms occupation
Consult the rooms daily planning

Study room
Consult study rooms

Search bookings
Search bookings

APP OranUniPD
Download the mobile application

You can get more information about events (maps, professor contact information, events list, etc) by clicking on each box.
For further information please write to oran@unipd.it.
Per informazioni sull'organizzazione della didattica <https://didattica.unipd.it>

Once on the homepage, you will be able to get more information about the events (maps, teacher contact information, list of events, etc.) by clicking on each section.

Get now to **student's Web Agenda:** 



[Classes schedule:](#)

Find the timetable by degree, lecturer or teaching unit. Select your School, your degree programme and the year of study.



[Rooms occupation:](#)

Select a date and a site of the University to see which rooms are occupied by which classes or activities. Do not forget to have a look at the colour legend at the bottom of the website page.



[Study rooms:](#)

Select a study room and verify the capacity, location, availability and opening times.



[Exam calendar:](#)

Find the exams by degree, lecturer or teaching unit. Select your School, your degree programme and the year of study.



[Search bookings:](#)

Check the rooms' bookings in order to find out where and at what time a class, event or meeting is held. Also, by clicking on the name of the room you can easily find its exact location on the map.



[Apps:](#)

We invite you to download the [App OrariUnipd](#) to keep all information monitored directly from your smartphone. Do not forget to have a look at all the [useful apps](#) offered by the University of Padua!

Where to find the lectures: building facilities

For the Master's Degree Programme in **Water and Geological Risk Engineering**, classes are held in the course venue in the city of **Rovigo**.

Click on the location to open **Google Maps**.

📍 Via Nicola Badaloni, 2



The seat of the Programme is on the 2nd floor of Palazzo exCelio

Address: via Nicola Badaloni, 2, 45100, Rovigo

On the **2nd floor**, you will find a **Study Room** for quiet individual study, a **Common Room** for leisure time and the **classrooms** (*aule*):

- Aula 1 C.Datei
- Aula 2 E.Marchi
- Aula 3 M.Govi - IT Lab

Do not forget to check on the [App OrariUnipd](#) the time, the class and the room!

If you need support or have requests, the **International Desk at DICEA** provides support specifically to international students of the Master's degree programme in Water and Geological Risk Engineering. You can contact the service via email:

international@dicea.unipd.it

Important: always use your Unipd email address (name.surname@studenti.unipd.it) and include your student ID number (numero di matricola) and the name of your degree programme when contacting university services.

Online learning environment

Here you can find a short list of the platforms, applications, softwares and other tools that can be useful during your studies:



[Unipd Webmail](#): the **institutional mailbox** students will be given once enrolled in a degree programme at the University of Padua (i.e., name.surname@studenti.unipd.it). Username and password are the same to log in to Uniweb. Let us remind you that the institutional Unipd account is a fundamental tool during your academic studies: the University will communicate with you through the Unipd account, so we recommend you to check it regularly so that you don't miss any important information!

[Uniweb](#): the **information system** of the University of Padua which allows students to access the information about their university career, from pre-registration and enrolment procedures to exam enrolments and degree applications. Also, professors use Uniweb to insert exam calls, publish exam grades and register exams.



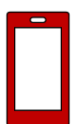
[didattica.unipd](#): the **educational offer** of the University of Padua filtered by Schools and degree programmes. Once on the page of your degree programme, you can find information about the regulations of your degree under the banner 'Degree course details'. Make sure you read them carefully! You can also find information about each teaching unit and office hours of your professors.

STEM/Moodle: a free **software e-learning platform** that functions as an online support to traditional classes. Moodle allows teachers to create online lesson resources for students, to communicate and post information on course units and lessons, and to create assignments, exercises, and tests. In the homepage, you will usually find the list of participants (including the teacher and students) and a calendar with a course schedule and list of assignments. Other Moodle features include online quizzes, forums, where students can post comments and ask questions, glossaries of terms, and links to other online resources. As Moodle is a web-based application, students can log in any time from home or elsewhere. To log in, students will be asked to use their Unipd email account (name.surname@studenti.unipd.it) and to complete the procedure, they will be given a password to enter.



Zoom: a **video conferencing platform** for online classes you can download or access with the University Single-Sign-On authentication (@studenti.unipd.it)

Eduroam: an open network for students and staff members of the University of Padua as well as to guests coming from other institutions participating in the education roaming. You can access the service by typing in the email address and the password of your email Unipd account (name.surname@unipd.it).



MyUnipd: a quick and easy way to manage your university career from your smartphone or tablet. Check out all the other [useful apps](#) for your studies and your stay in Padua!

Funding and fees

Payment of **tuition fees** gives access to all services provided by the University of Padua. The maximum fee depends on the programme, but it **does not exceed 3,000 euros** per year and it is divided into **3 instalments**.

Here you will find the [fee structure](#) for students enrolled starting from the Academic year **2023/2024**.

As the University of Padua offers several degree-seekers scholarships, we invite you to explore the relevant webpage to have a look at the merit-based and income-based [scholarships](#) offered by the University of Padua, Veneto Region and other public and private institutions.

For further information about fees, scholarships and awards, you can find out more here: [Funding and Fees | Università di Padova](#)



 Further Contacts:

benefici.studenti@unipd.it

Plan your Studies: credits, study plan and exams

Whether you are starting your Bachelor's degree or you are enrolled for your Master's degree, in the following section we have prepared for you some useful information to start your new academic experience at the University of Padua.

ECTS

The [European Credit Transfer and Accumulation System](#) (**ECTS**) introduces the “**credit**” as the unit of measurement which defines the student workload, including time spent attending lectures, seminars, independent study, and examinations. Each course unit is assigned a certain number of credits which students obtain by passing exams and/or other assessment tests.

Key numbers:

- **1 ECTS credit = 1 Italian CFU (Crediti Formativi Universitari)**
 - **1 ECTS credit = 25 working hours (8 hours in class, 17 independent study)**
 - **1 full year of study = 60 ECTS**
 - **1st cycle Degree (3 years Programme) = 180 ECTS**
 - **2nd cycle Degree (2 year Programme) = 120 ECTS**
-

Study plan

Once you are settled in Padua and the academic year has started, you must fill in a **Study Plan**.

The study plan is the complete list of exams students must carry out in order to earn the credits (**CFU/ECTS**) required to graduate. Each degree programme includes a number of learning activities such as teaching units, workshops or other activities. Some of them are **compulsory**, others are **optional** (you can choose among a group of courses) or **electives** (free choice).

Degree programmes can be organised in a single or multiple *curricula*, and these are specified in the relevant 'Outline for a Study Plan' (Manifesto degli Studi).

The sum of the compulsory and optional activities represents your study plan. Students must fill out and submit their study plan according to the 'Outline for a Study Plan' (Manifesto) of their degree programme and to the rules related with your enrollment year.

For further information, check the regulations of your Degree Programme:

[Study Plan for Master's Degree Programme in Water and Geological Risk Engineering](#)

Follow the link and download the document "**Annex 3 - Plans of studies** (tracks) which do not require further approval by the Degree Course Council".

How to fill in the study plan

To fill in and submit the study plan login to [Uniweb](#) with your Unipd email credentials (name.surname@studenti.unipd.it).

The study plan must be filled out with all the learning activities scheduled for the whole two-year duration of your second cycle degree programme (Master's degree).

There are **two types** of study plans:

Automatically approved: it allows you to choose your elective course units only among the educational activities offered by your Department/School in order to fulfil credit requirements. It is approved as soon as you click on 'Confirm Plan' (i.e. all the activities are immediately uploaded to your online Transcript).

Requiring approval: it gives you the possibility to include educational activities offered by other Departments/Schools but is subject to approval by the relevant Degree Programme Board (*CCS - Consiglio del Corso di Studi*).



Do not worry! You can **change** your study plan throughout the year according to the specific submission periods until you register for graduation.

In the Department of Civil, Environmental and Architectural Engineering (DICEA), you can modify your study plan from the beginning of November to the 30th of September of the following year.

Please note that your Study Plan must be approved before you register for graduation. It will not be possible to further modify your study plan after you have registered for graduation.

For the specific rules of your degree programme, we invite you to read the relevant [Regulations](#).

Make sure that the **elective courses** you choose are compatible with your degree programme (they must be coherent with your study plan). Before selecting an elective course, always verify on the [Syllabus](#) if that specific course can be chosen “as optional course study” and verify its language of instruction (English or Italian). Please check if further restrictions are specified in the ‘Outline for a Study Plan’ (Manifesto) of your Degree Programme and the submission periods of your School. Once you have submitted your study plan, we invite you to check whether it has been uploaded in your online transcript in Uniweb before exam sessions start.

If you wish, you can sit exams that are scheduled in your second year of study during your first year of study. However, it is always advisable to **follow your path of study** as it is designed, as this will help you stay on track and not fall behind. Always consult the [Syllabus](#) of your study programme in advance: some exams might require you to have taken specific propaedeutic exams before you can take them.

! **The submission of the study plan is compulsory. Please be aware that you cannot take an exam if you have not submitted your study plan and/or it has not been approved yet.**

Should you have any doubts related to your study plan, you can contact the tutor’s office or the Administrative Secretary of your School or Department. Write an email to: international@dicea.unipd.it

Exams and grades

Exams are designed to test the knowledge and skills you acquired with a specific course unit. Check the complete [list of course units](#) for each programme.

Key facts:

- **Types of exams:** exams can be either **written** (multiple-choice questions, open questions, exercises) or **oral**, or **both** (in this case the exam is divided into multiple parts).
- **Scores:** Italian Universities use a 30-point scale for exams where the minimum passing grade is **18/30** and the maximum is **30 e lode (30/30 cum laude)**.
- **Signing up:** to sit an exam you will have to sign up for it. Check the instructions on [how to register for exams](#).
- **Results:** in the section 'Exams Results' of your Uniweb page you will find the results of your exams. We invite you to read carefully the [Regulations](#) of your degree programme for further information concerning rules and modality for academic examinations.
- **Reject or accept:** If you are not satisfied with your exam result, you have the possibility to **reject** it **within 7 days** after its publication on Uniweb, or it will be permanently recorded in your Transcript of Records. Please note that grades below 18/30 are not recorded in any case. Please be aware that once you refuse the grade, you will not be able to reclaim it afterwards. [Here](#) you can find the instruction for grade refusal.



If you reject the grade or fail an exam, you can retake it in another session, but **do not forget to sign up for it!** Remember that only the **last** obtained result will be considered, and not the best one!

Exams - Recommendations:

Please note that, during each academic year, you will have around **6 opportunities to take an exam**: for every exam session (winter, summer, autumn), you will have two exam appointments for every course. If you are not able to take the exam immediately after the course, if you reject the exam or if you fail it, you will have the opportunity to take the exam in one of the other exams sessions or appointments.

We recommend, however, that you thoroughly prepare for exams and **try your best to pass them in the semester during which you attended the course**. If you refuse the grade and have to take the exam again, this might delay your studies.

If you are a non-EU student, please keep in mind that, in order to renew your residence permit, you must pass and register at least one exam during your first year of studies and two exams during the second year.



If you are beneficiary of a **scholarship**, we recommend that you carefully **check the regulations** of your scholarship, as some of them might require that you pass a certain number of exams, obtain a certain number of credits or have a specific average in order to maintain your benefits.



International students enrolled in the Water and Geological Risk Engineering Master's Degree programme must acquire **3 ECTS credits of Italian language**. You can attend an Italian course at the [CPIA](#) in Rovigo and take your exam at the [CLA](#) in Padova.

Study support

As you start your new academic experience, we want to make sure you have all the information you need about the study support offered by the University of Padua.

Tutors:

The [Tutoring Service](#) supports students throughout their University career.

Tutors help students to manage their study time and to deal with any organisational difficulties, such as completing study plans, and offer support to plan for examinations.

Tutors are students enrolled in single-cycle degrees, Master's degrees, doctoral degrees or specialisation degrees.

Student Service Office - Guidance and Tutoring: tutorato@unipd.it

Tutoring service of the School of Engineering:
tutorjunior.ingegneria@unipd.it

Buddy:

International students can be assisted by a [Buddy](#) (i.e., a Master's degree student), who will welcome and support them during their stay in Padua.

Buddies are usually assigned to a group of international students and help them to deal with administrative procedures and to get their head around university life by answering their questions, accompany them to the University offices in case of need, and, at the same time, help them to integrate into university life.

Professors:

Let us remind you that you can meet with your professors and teaching assistants during **office hours**. These are hours scheduled outside of class to meet with students for questions about the material being presented in class or other related interests students have. On the syllabus, which you can find on didattica.unipd, each professor publishes the schedule and the modality of the office hours.

International Desk:

The [International Desk](#) is a dedicated department-based **support desk for international students**. It can provide support through your academic career and guidance on accessing university services. To contact the International Desk of the Department of Civil, Environmental and Architectural Engineering (DICEA), send an email to: international@dicea.unipd.it

SLD:

[Students with disabilities or Specific Learning Disabilities](#) (SLD) have access to specific tools and services supplied by the University of Padua during their studies. Students with a disability can also benefit from special scholarships and fee-waivers, based on family income, merit and disability level.

Student Service Office - Inclusion:
inclusione.studenti@unipd.it

During your Studies

Services and free time

Once you have planned your studies, you can start exploring the services the University offers and life in the cities of Rovigo and Padua. As a student of the University of Padua you have access to a wide range of services and facilities - make sure you check them out!


In Rovigo


The Rovigo campus is managed by the [CUR - Consorzio Università Rovigo](#). In order to access the buildings you should have an **electronic bracelet**. To activate your bracelet, you will need your University badge ([FlashCard](#)), your student number (numero di matricola) and a valid ID document. When you first arrive in Rovigo, you can refer to Dr. Valentina Zanaga (valentina.zanaga@cur-rovigo.it) to complete the registration process and collect your bracelet.


UniverCity Card - Rovigo Campus: if you are studying in Rovigo, you can request your [UniverCity Card](#). The UniverCity Card gives access to discounts and promotions in various bars, restaurants, sport facilities and stores in the city of Rovigo. You can find out more [here](#). You can collect your UniverCity Card together with your electronic bracelet, by referring to Dr. Valentina Zanaga.




Residence permit and healthcare: if you are living in Rovigo, all the procedures related to your [residence permit](#) and [healthcare insurance](#) must be carried out in Rovigo. More information in the documents attached.

University FlashCard: students enrolling in the first year of a degree programme of the University of Padua are given the [University Flash Card](#),  a card serving as a university badge. The card gives you access to university areas and services and it can be upgraded to a card with financial purposes (it can be linked to a bank account). Should you have any difficulties in opening the bank account linked to your FlashCard, please refer to the International Desk of your Department at international@dicea.unipd.it.

 **Student hall and accommodations:** on the [dedicated page](#) on the CUR website, you can find a list of accommodation options in Rovigo, including the [student hall](#) (run by a private company; this student hall is not run by the University) and a list of real estate agencies that provide assistance in English.

Canteens: All students and staff can use the **canteens** managed by the ESU or other partners. In Rovigo, the canteen service is provided by an  ESU partner, [Ristorante da Mino](#). In order to access the canteens and buy your meals, you should download the free [ESUPd.EAT app](#) and scan your QR code at the cashier desk. The app is **free** to download from both the [Apple App Store](#) and [Google Play](#). Find out more on the [dedicated page](#). Students can also have a 10% discount in other bars and restaurants by showing their UniverCity Card, click [here](#) to see the list.

 **Libraries and Study Rooms:** Students enrolled in WGRE Programme have their dedicated study room on the 2nd floor of the seat of the Programme, via Nicola Badaloni 2, Rovigo. The study room is open from 8.30am to 5.30pm Monday to Thursday and from 8.30am to 1.30pm on Friday (hours may vary). Libraries in Rovigo include [The CUR Library Unipd](#) and the [Accademia dei Concordi Library](#). Another study room is the Spazio Studio Nagliati, in Piazza Garibaldi 31, Rovigo, open from 5pm to 10pm Monday to Friday, from 10am to 6pm on Saturday and from 10am to 1pm on Sunday. To reserve your place, write an email to nagliati@concordi.it.



Physical and digital library resources: the University provides its students and staff with a University Library System, which includes a vast bibliographic and informative heritage accessible from both university libraries and through a **digital library**. To discover all services related, please check the [dedicated webpage](#). In addition to the resources normally available in open access, the University of Padova also provides contents and tools usually accessible only under subscription. Most of the [resources](#) can be consulted off-campus using the Auth-Proxy service or the University Single-Sign-On authentication.

Getting around: Rovigo provides a network of **public transports**. You can check the available bus routes [here](#). From the Rovigo train station it is possible to directly reach various destinations. You can check the train lines provided by both [Trenitalia](#) and [Italo Treno](#).



Learning Italian: Italian language courses in Rovigo are offered by the CPIA, located in the same building of the WGRE Programme. You can discover more [here](#). The CPIA also offers English language courses. For information, write an email to romm052008@istruzione.it

Psychological Assistance: The **SAP** - [Psychological Assistance Service](#) provides completely free of charge counselling for any students encountering psychological difficulties during their studies (anxiety, relationship problems, academic performance). Counselling sessions are also available in English. International students can book an appointment by writing to psychological.assistance.scup@unipd.it. Find out more about the Service [here](#).




Sport activities: The UniverCity Card gives you access to discounts and promotions also for gyms and sport clubs memberships. You can find out more [here](#).

Events and Culture: Rovigo is a small-sized city, but offers good opportunities to discover cultural sites and events. To get informed about cultural events in Rovigo, we recommend you take a look at the [Rovigo in città](#) and [Rovigo 920](#) websites. Among the cultural landmarks you will find historical buildings such as Palazzo Roverella, Palazzo Roncale and the Tempio la Rotonda. You can also explore the [Archeological Museum of the Great Rivers](#) and enjoy theatre plays in the [Teatro Sociale](#) or a night at the cinema in the [Cinema Duomo](#).




In Padua

 **Study rooms:** you can access rooms designed for studying which are all over the city. [Here](#) you can find a list of them. You can also check study space availability at any University library in real-time on the dedicated ad-free [Affluences mobile App](#), so you don't waste time finding the perfect place to study.

Canteens: all students and staff can use the **canteens** managed by the ESU or other partners. Canteens are located in the city centre or near the main University buildings (even in other cities). Find out a list of them [here](#). In order to access the canteens and buy your meals, you should download the free [ESUPd.EAT app](#) and scan your QR code at the cashier desk.



 **University Sports Centre:** the **CUS** (*Centro Universitario Sportivo*) organises many competitive and non-competitive sport courses open to students at competitive costs. More information [here](#).

University Language Centre: the **CLA** (*Centro Linguistico di Ateneo*) offers different language courses. Check the available options [here](#).





Students' Associations: The University of Padua recognizes and facilitates students' activities and their free [associations](#) promoting student-led activities and networking.

Getting around: Padua provides a network of **public transports** and various other means in order to get around and [here](#) we suggest some interesting options.



Cultural landmarks and museums: During your stay in Rovigo, do not miss the opportunity to visit nearby cities, such as Padua, Venice or Verona. In Padua, we invite you to check the prestigious [Cultural Sites](#) and the [City Museums and Exhibition](#). Do not forget to ask if there is any student **discount!**

Change University (transfer), degree programme, study track

During your studies, you may want to change University, the degree programme or other aspects of your academic career, either for personal or study-related reasons.

Find here information and procedures about **different possibilities**:

- [Transferring FROM another Italian university](#)
- [Transferring TO another Italian university](#)
- [Changing the degree programme within the University of Padua](#)
- [Changing the study track \(*curriculum*\)](#)

Note that related study experience can be recognised and credited to your degree as a form of **recognition of prior learning**.

Examinations or educational activities (already passed or to be passed shortly, before the deadlines for enrolment) can be validated in the following cases:

- request for change of programme
- request for a transfer FROM another Italian University TO the University of Padova
- request for validation of other examinations or extra-University educational activities
- applicant with an interrupted university career, or who has passed some examinations abroad and now wishes to enrol at the University of Padova.

Depending on the degree you are enrolled in, the procedure for the request may vary. If you are interested in credit recognition, please visit the [dedicated webpage](#) where you will find more specific information about procedures and deadlines.

International mobility opportunities

- **Erasmus+:** the [Erasmus+ for Studies programme](#) allows students to spend a period of **study** (between 2 and 12 months) in Europe, at one of the 500 partner universities, or in a non-European country. Instead, students who wish to carry out an **internship** abroad can apply to the [Erasmus+ for Traineeship](#). For further mobility opportunities, we invite you to visit the [dedicated website](#).
 - **Joint or double degrees:** the University of Padua promotes [joint or double degree programmes](#) which are organised in cooperation with one or more partner institutions. Upon completion of the international programme, students will obtain a **double degree** (two or more national degrees issued by the partner universities) or a **joint degree** (jointly issued by two or more of the partner universities), in compliance with the different national rules and the agreements signed by the partner institutions.
 - **Summer and Winter Schools:** in view of promoting internationalisation, the University of Padua supports the organisation of International [Summer and Winter Schools](#) and intensive learning courses, other than promoting similar opportunities organised by its partners.
 - **Summer courses at Bressanone:** every year, the University of Padua holds [summer courses at its campus in Bressanone/Brixen](#) (Bolzano), open to students enrolled for the current academic year.
-

Internship

What

The internship is a period of **training** students may carry out during their academic studies. Internship may be required by the regulations of the degree programme (*curricular internship*), or it may be carried out on a voluntary basis (*extra-curricular*).

Who

An internship involves three subjects: the **intern**, the **promoter** (the University of Padua) and the **host** (the company or public institution).

The university tutor, usually a teacher from the University, and the company tutor (not necessarily the same as the legal representative) guide and follow the trainees in the performance of their duties.

Why

The aim of the internship is to help students to get in touch with the **working environment** in the interested field, and to deepen skills and knowledge acquired during their studies.

Where

The period of the internship is spent at **companies** or **public institutions** which have subscribed an agreement with the University.

When

The **curricular internship** must be carried out during academic studies and its fulfilment implies the attainment of ECTS.

For more information about rules and regulations, consult the dedicated [website](#).



Further Contacts:

Career Service Unit

stage@unipd.it

Obtaining your degree

Writing your Thesis

In order to obtain your degree students must sit a **final examination**. The final examination consists of a written thesis the student submits and defends to the Degree Commission during the graduation session.

The **thesis** is the result of an original research carried out under the supervision of a thesis supervisor on a topic relevant for your study field. The **research project** can include literature review, data analysis, field work, laboratory activities etc.


The **supervisor** is the person who will oversee the progress of the work: they must be a professor of the University of Padua. We suggest firstly to gather information on the research topics of the professors (see the [Syllabus](#)) and then to contact the potential supervisors to know more about the research they could be involved in. Once you have chosen your supervisor, you will have to receive an acceptance notification from them. Please be reminded that each professor can supervise a maximum number of students.

Once you have defined the **topic** with your supervisor, it is useful to develop a table of contents that will serve as a guide and outline for your writing. Before approaching the writing, the first step should be the revision of the existing literature on the topic with possible suggestions provided by your supervisor.

Typically, a thesis includes the title page, the table of contents, an introduction, chapter(s), conclusion(s), bibliography, and sometimes an appendix. For the thesis format, we invite you to ask your supervisor. Make sure you stay in touch with your supervisor as you can discuss the possibility of submitting parts and setting

deadlines, and further discuss the progress of your work. The front cover template for the thesis is available [here](#).

Like any academic work, your thesis should be structured according to the methodologies specific to the subject or the field in which you are graduating. When invoking opinions, theories, and data from existing literature, the source must always be indicated, providing the reader with the essential elements to identify it accurately. The use of others' texts without explicitly stating the source may constitute plagiarism, with very serious consequences.

If you have to access a laboratory in order to conduct your research, please be aware that, before accessing a laboratory, you must prove that you have attended the relevant online **safety course**. The course is mandatory and is composed of 2 parts, to be completed in the following order: 1st part "[General training](#)" (4 hours), then 2nd part "[Specific Training- High Risk Activities](#)" (12 hours). Once you have completed each course, you will obtain a certificate demonstrating your attendance. Find out more [here](#) 

Registering for graduation

To graduate, you must register according to the procedure in the section '[Diploma attainment](#)' on **Uniweb** and the following steps:

- inserting dissertation information
 - fill in the Almalaurea questionnaire
 - the approval of the dissertation title by your supervisor
 - register for graduation upon choosing when to graduate
-

Only at this point your application is correctly submitted and you will find the payment slip of € 16.00 in the section '*Contributions*' on Uniweb.

! It is important to register for graduation on Uniweb according to the deadlines for each graduation session set by the relevant School every academic year.



To be admitted to the graduation session, you must:

- have sat and recorded all the examinations of your study plan at least 15 days before the graduation dates;
- have paid the tuition fees;
- have asked your supervisor to approve your dissertation title and have submitted your dissertation in accordance with the procedure and by the set deadlines;
- have paid the revenue stamp for graduation, otherwise your student's records cannot be approved.

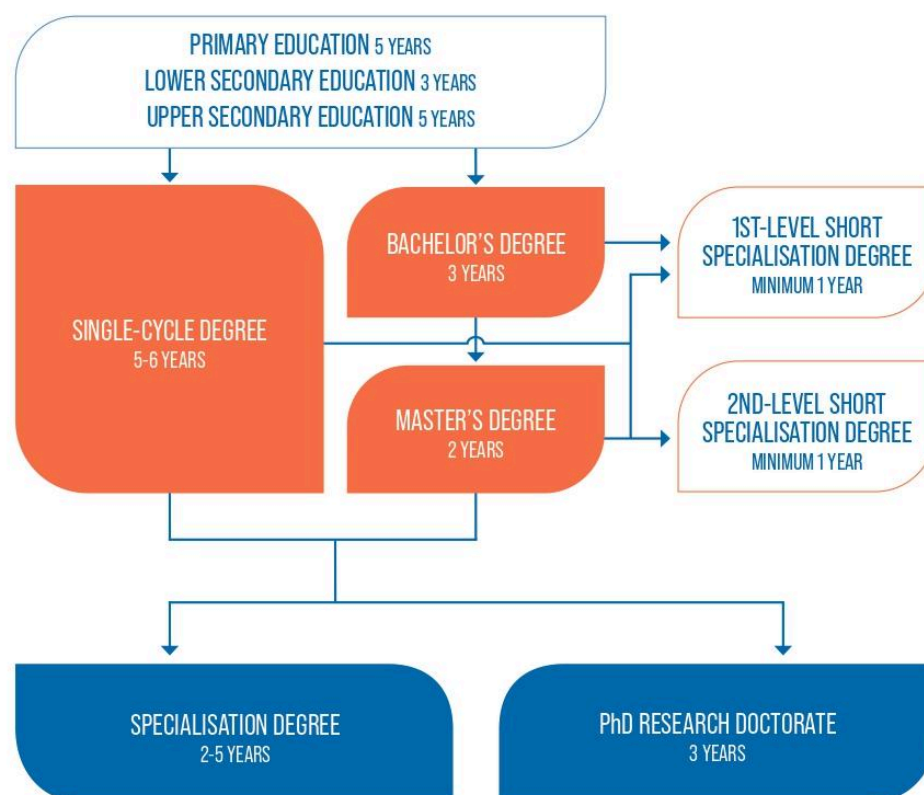
For more information about graduation sessions and procedures, we invite you to consult the dedicated [website](#).



After your studies

- **Pursuing your studies:** after graduation, you can decide to pursue your studies with a Second or Third cycle Education programme, with short specialisation or professional courses, depending on the title you obtained.

THE ITALIAN EDUCATION SYSTEM



Find [here](#) more information on the Italian Higher Education system and the different opportunities offered by the University of Padua for your further studies.

-
- **Job Placement:** if you decide to start your professional career, the University of Padua provides some useful tools to approach the job market.

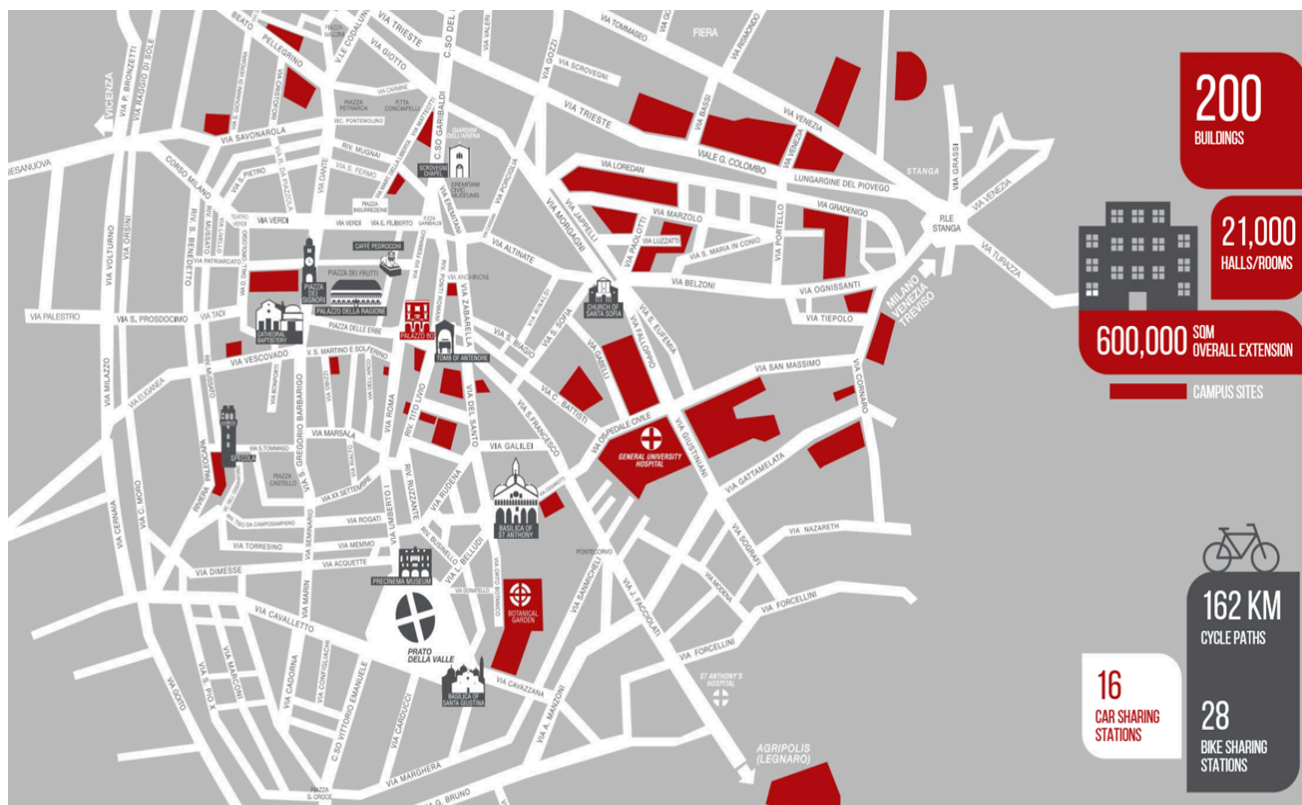


The Career Service of the University of Padua offers different career guidance opportunities, such as mentoring projects, job counselling, workshops also for the development of soft skills and more. We invite you to consult the dedicated [website](#) to find more information about all the projects and possibilities.

If you want to get in touch with companies or find a job, you can find more services at this [page](#).



Join our [Alumni Association!](#) The Alumni Association seeks to unite all its graduates within a community to which all may have freedom of access and equal consideration. In this way, former students — Alumni — can continue to be inspired in their professional and private lives by the fundamental values of the University, becoming standard bearers wherever they may be.



Further Contacts and Information

International Desk:
international@dicea.unipd.it



Emergencies contacts:

Single European Emergency number 112

Medical Emergencies 118

Police/Carabinieri 112

Fire brigade 115



Health insurance information



Psychological assistance Services



Padua Tourist information



More about studying and living in Padua

Follow us!

